

MMBT3906ZK

Rev.C Jul.-2022

描述 / Descriptions

DFN1006-3L 塑封封装 PNP 半导体三极管。

Silicon PNP transistor in a DFN1006-3L Plastic Package.

特征 / Features

高 h_{FE} , 低 $V_{CE(sat)}$, 无卤产品。

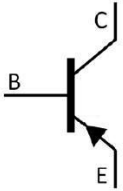
High DC Current Gain, Low Collector to Emitter Saturation Voltage, HF product.

用途 / Applications


用于普通放大及开关。

General purpose amplifier and switching.

内部等效电路 / Equivalent Circuit



引脚排列 / Pinning



PIN 1 : Base

PIN 2 : Emitter

PIN 3 : Collector

放大及印章代码 / h_{FE} Classifications & Marking

h_{FE} Range	100~300
Marking	• H2A

极限参数 / Absolute Maximum Ratings(Ta=25°C)

参数 Parameter	符号 Symbol	数值 Rating	单位 Unit
Collector to Base Voltage	V_{CBO}	-40	V
Collector to Emitter Voltage	V_{CEO}	-40	V
Emitter to Base Voltage	V_{EBO}	-5.0	V
Collector Current	I_C	-200	mA
*Collector Power Dissipation	P_C	100	mW
Junction Temperature	T_j	150	°C
Storage Temperature Range	T_{stg}	-55~150	°C
Thermal Resistance, Junction to Ambient	R_{thJA}	310	°C/W
Thermal Resistance, Junction to Lead	R_{thJL}	120	°C/W

*贴装在 PCB 板上 Mount on the PCBA

电性能参数 / Electrical Characteristics(Ta=25°C)

参数 Parameter	符号 Symbol	测试条件 Test Conditions	最小值 Min	典型值 Typ	最大值 Max	单位 Unit
Collector to Base Breakdown Voltage	V_{CBO}	$I_C=-10\mu A$ $I_E=0$	-40			V
Collector to Emitter Breakdown Voltage	V_{CEO}	$I_C=-1.0mA$ $I_B=0$	-40			V
Emitter to Base Breakdown Voltage	V_{EBO}	$I_E=-10\mu A$ $I_C=0$	-5.0			V
Collector Cut-Off Current	I_{CBO}	$V_{CB}=-30V$ $I_E=0$			-0.05	μA
Emitter Cut-Off Current	I_{EBO}	$V_{EB}=-3.0V$ $I_C=0$			-0.05	μA
DC Current Gain	$h_{FE(1)}$	$V_{CE}=-1.0V$ $I_C=-10mA$	100		300	
	$h_{FE(2)}$	$V_{CE}=-1.0V$ $I_C=-100mA$	30			
	$h_{FE(3)}$	$V_{CE}=-1.0V$ $I_C=-50mA$	60			
	$h_{FE(4)}$	$V_{CE}=-1.0V$ $I_C=-1.0mA$	80			
	$h_{FE(5)}$	$V_{CE}=-1.0V$ $I_C=-0.1mA$	60			
Collector-Emitter Saturation voltage	$V_{CE(sat)(1)}$	$I_C=-10mA$ $I_B=-1.0mA$			-0.25	V
	$V_{CE(sat)(2)}$	$I_C=-50mA$ $I_B=-5.0mA$			-0.4	V
Base-Emitter Saturation Voltage	$V_{BE(sat)(1)}$	$I_C=-10mA$ $I_B=-1.0mA$	-0.65		-0.85	V
	$V_{BE(sat)(2)}$	$I_C=-50mA$ $I_B=-5.0mA$			-0.95	V
Transition Frequency	f_T	$V_{CE}=-20V$ $I_C=-10mA$ $f=100MHz$	250			MHz
Output Capacitance	C_{ob}	$V_{CB}=-5.0V$ $f=1.0MHz$			4.5	pF
Storage Time	t_{stg}	$V_{CC}=-3.0V$ $I_C=-10mA$ $I_{B1}=-I_{B2}=-1.0mA$			225	ns
Fall Time	t_f	$V_{CC}=-3.0V$ $I_C=-10mA$ $I_{B1}=-I_{B2}=-1.0mA$			75	ns
Delay Time	t_d	$V_{CC}=-3.0V$ $V_{BE}=-0.5V$ $I_C=-10mA$ $I_{B1}=-1.0mA$			35	ns
Rise Time	t_r	$V_{CC}=-3.0V$ $V_{BE}=-0.5V$ $I_C=-10mA$ $I_{B1}=-1.0mA$			35	ns
Input Capacitance	C_{ib}	$V_{EB}=-0.5V$ $f=1.0MHz$			10	pF

电参数曲线图 / Electrical Characteristic Curve

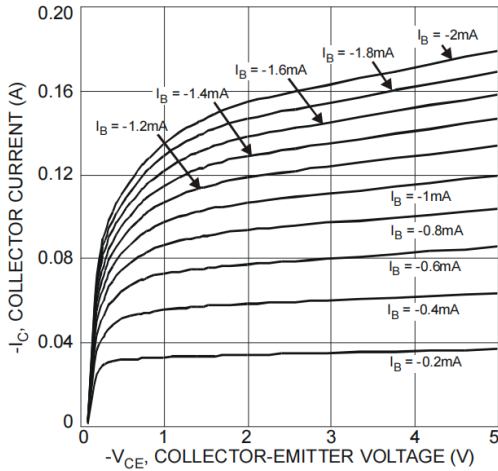


Fig. 1 Typical Collector Current vs. Collector-Emitter Voltage

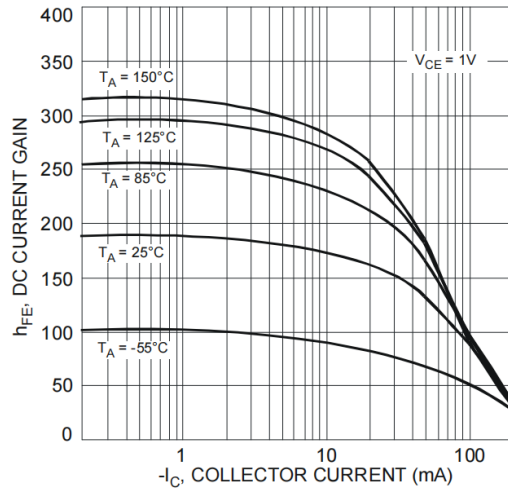


Fig. 2 Typical DC Current Gain vs. Collector Current

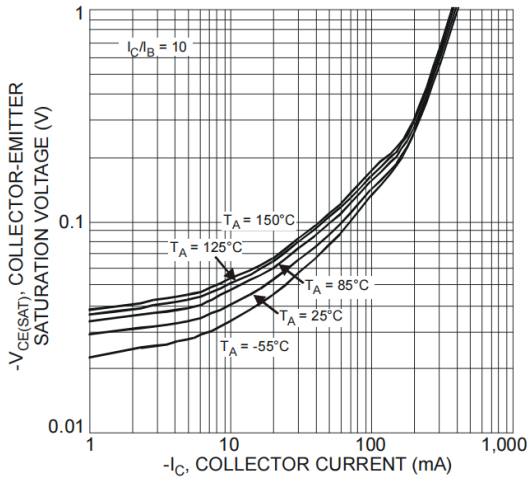


Fig. 3 Typical Collector-Emitter Saturation Voltage vs. Collector Current

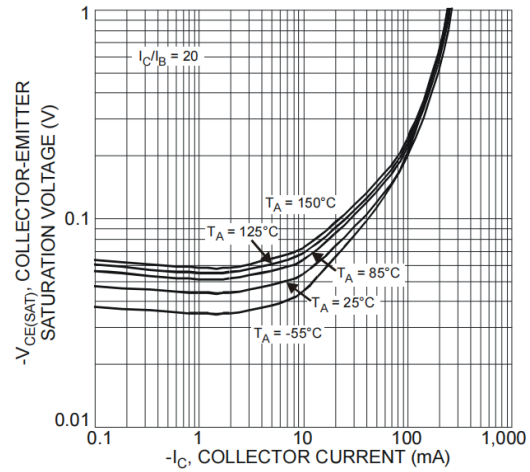


Fig. 4 Typical Collector-Emitter Saturation Voltage vs. Collector Current

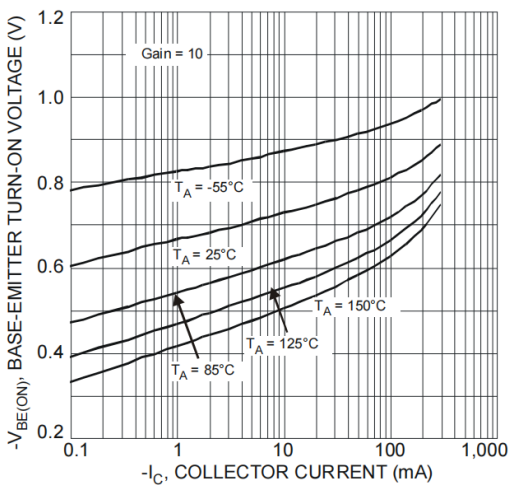


Fig. 5 Typical Base-Emitter Saturation Voltage vs. Collector Current

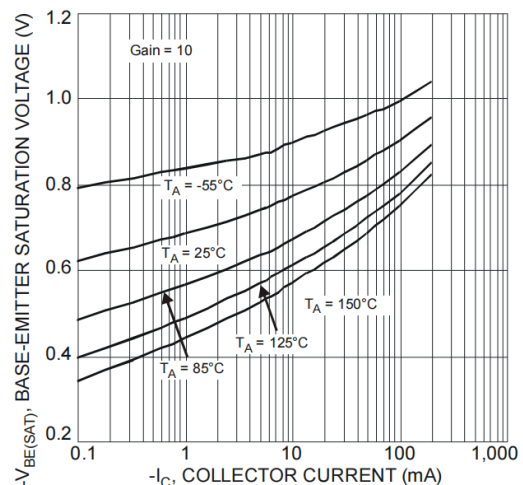
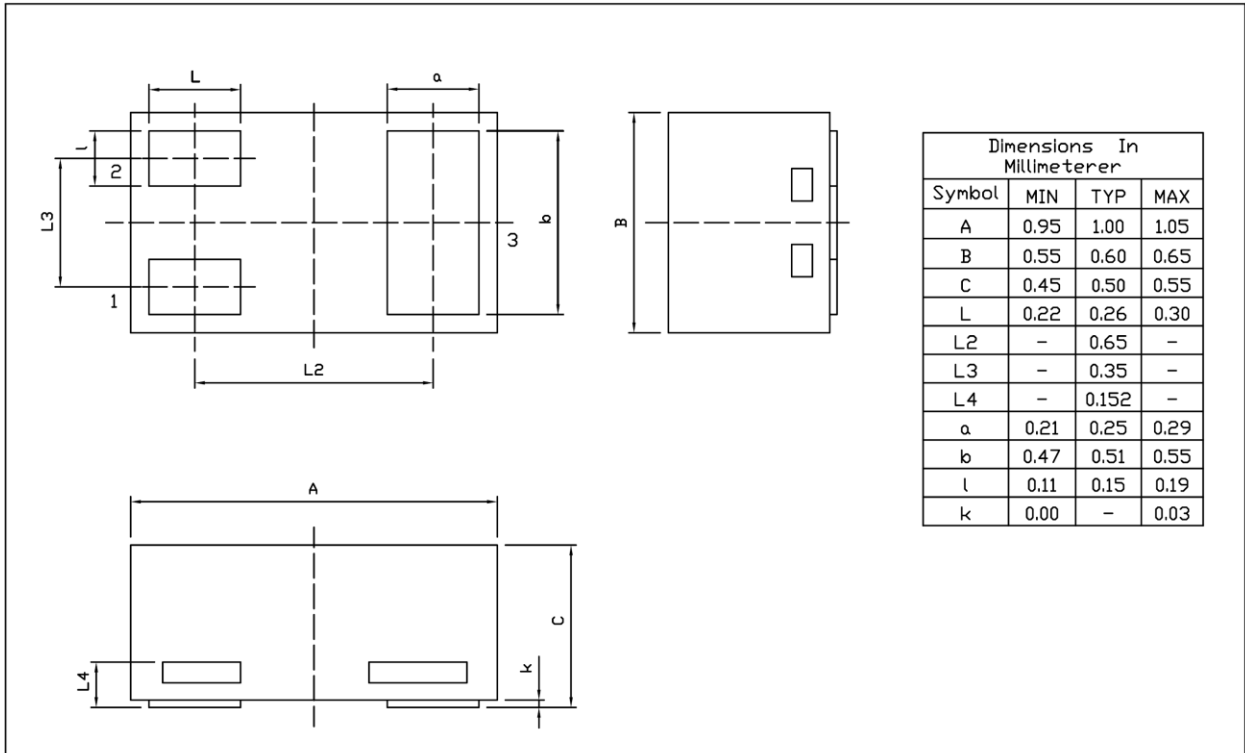


Fig. 6 Typical Base-Emitter Saturation Voltage vs. Collector Current

外形尺寸图 / Package Dimensions

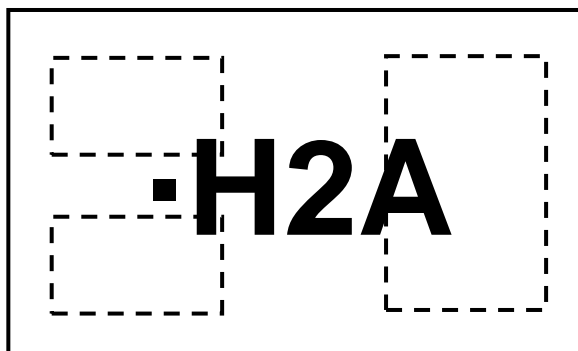
DFN1006-3L

Unit:mm



Rev.03 202108

印章说明 / Marking Instructions

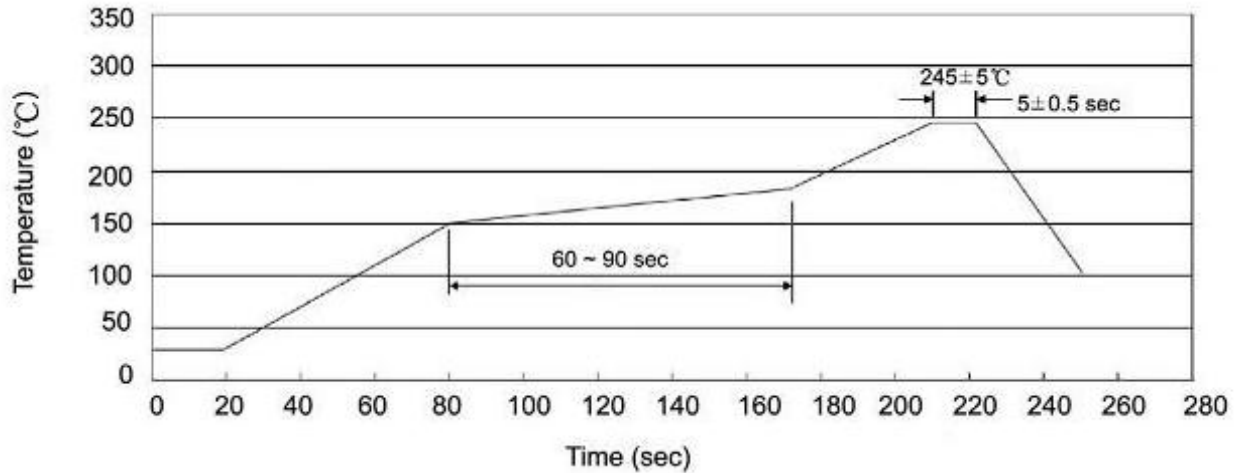


说明：

·： 区分标识
H： 为公司代码
2A： 为型号代码

Note:

·： Identify
H： Company Code
2A： Product Type Code

回流焊温度曲线图(无铅) / Temperature Profile for IR Reflow Soldering(Pb-Free)


说明：

- 1、预热温度 150~180°C，时间 60~90sec;
- 2、峰值温度 245±5°C，时间持续为 5±0.5sec;
- 3、焊接制程冷却速度为 2~10°C/sec.

Note:

- 1.Preheating:150~180°C, Time:60~90sec.
- 2.Peak Temp.:245±5°C, Duration:5±0.5sec.
3. Cooling Speed: 2~10°C/sec.

耐焊接热试验条件 / Resistance to Soldering Heat Test Conditions

温度：260±5°C

时间：10±1 sec.

Temp.:260±5°C

Time:10±1 sec

包装规格 / Packaging SPEC.

卷盘包装 / REEL

Package Type 封装形式	Units 包装数量					Dimension 包装尺寸 (unit: mm ³)		
	Units/Reel 只/卷盘	Reels/Inner Box 卷盘/盒	Units/Inner Box 只/盒	Inner Boxes/Outer Box 盒/箱	Units/Outer Box 只/箱	Reel	Inner Box 盒	Outer Box 箱
DFN1006-3L	10,000	10	100,000	4	400,000	7" × 8	210 × 205 × 205	445 × 230 × 435

使用说明 / Notices